

Pakistan Meteorological Department



Monthly Drought Bulletin For the Month of December, 2025

Highlights

- Overall, most parts of the country received below-normal rainfall during the month, while departure of mean temperature ranged from -2 to 4°C across the country.
- For January 2026, near-normal rainfall is expected over most parts of the country with slightly negative anomalies over northeastern Punjab, Kashmir, and Gilgit-Baltistan.
- Mean temperatures are likely to remain above normal nationwide, with highest positive departures are expected over Gilgit-Baltistan, Kashmir and northern Khyber Pakhtunkhwa.
- Considering weather forecast for January 2026, drought conditions are likely to remain prevalent over western and southwestern Balochistan.

National Drought Monitoring and Early Warning Centre (NDMC)

Headquarters Office, Sector H-8/2, Islamabad

Tel: + (92-51) 9250598, Fax: + (92-51) 9250368,

URL: <https://ndmc.pmdk/new/>

CONTENTS

Highlights of Weather for the Month of December, 2025

1. Monthly Rainfall and Temperature Analysis.....	3
2. Comparison of Monthly Actual and Normal Rainfall	5
3. Normalized Difference Vegetation Index (NDVI)	6
4. Land Surface Temperature (LST).....	6
5. Temperature Vegetation Index (TVDI)	7
6. Length of Consecutive Dry Days.....	7
7. Drought Monitor for the Month of December, 2025	8
8. Water Availability/ Dams Flow Data	8
9. Weather Outlook for January, 2026.....	9
10. Drought Outlook for January, 2026.....	9
11. Crop Condition & Advice for Farmers	10

1. Monthly Rainfall and Temperature Analysis for the Month of December, 2025

During the month, most parts of the country received rainfall, while eastern Punjab largely remained dry as depicted in Figure 1. Major amounts of rainfall recorded during the period are listed in Table 1. Figure 2 illustrates the departure of monthly rainfall from the climatological normal (1991-2020). Overall, most regions recorded below-normal rainfall, with pronounced negative departures over the northern parts of the country. In contrast, western Balochistan and parts of Sindh received slightly above-normal rainfall, with Rohri recorded a surplus of 28 mm above the normal.

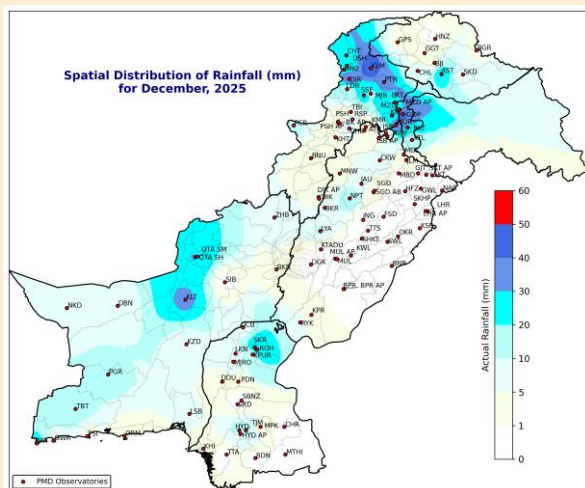


Figure 1: Spatial Distribution of rainfall

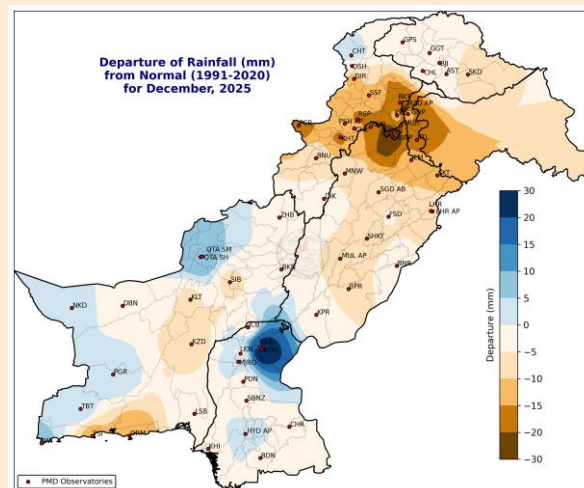


Figure 2: Departure of rainfall from Normal

Table-1: Major amount of rainfall recorded across Pakistan during the month of December, 2025

S. No	Station	Rainfall (mm)	S. No	Station	Rainfall (mm)
1.	Kalam	46.1	11.	Balakot	30.0
2.	Garhi Dupatta	45.0	12.	Rawalakot	29.8
3.	Dir	40.0	13.	Chitral	29.6
4.	Murree	34.5	14.	Astore	25.8
5.	Quetta (Samungli)	34.0	15.	Muzaffarabad AP	25.7
6.	Pattan	32.0	16.	Kakul	24.0
7.	Rohri	32.0	17.	Sukkur	24.0
8.	Kalat	31.0	18.	Jiwani	22.0
9.	Mirkhani	30.1	19.	Saidu Sharif	22.0
10.	Muzaffarabad City	30.1	20.	Drosh	20.0

Figure 3 illustrates the spatial distribution of mean temperatures recorded at PMD stations during December 2025, highlighting significant regional variations across the country. Overall, mean temperatures ranged between 2°C and 22°C. Relatively lower temperatures, between 2°C and 14°C, were observed over parts of Balochistan, upper Khyber Pakhtunkhwa, AJK, and Gilgit-Baltistan. In contrast, relatively higher temperatures prevailed across Punjab, Sindh, and southern to southwestern regions of Balochistan, where mean values ranged between 14°C and 22°C.

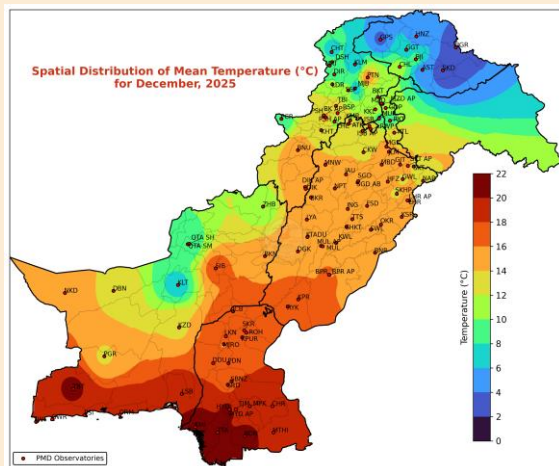


Figure 3: Monthly Mean Temperature (°C)

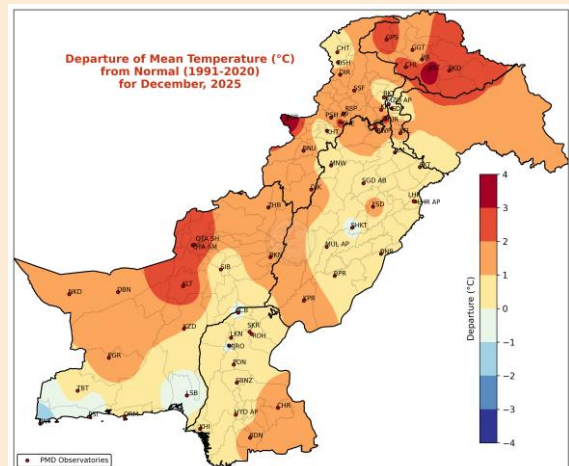


Figure 4: Monthly Departure from Normal Temperature

Figure 4 illustrates the deviation of mean temperatures from the climatological normal (1991-2020), indicating that most parts of the country experienced above-normal temperatures, with positive anomalies of up to 4°C. Figures 5 and 6 present the monthly normal rainfall and mean temperature for December, respectively, based on the 1991-2020 reference period.

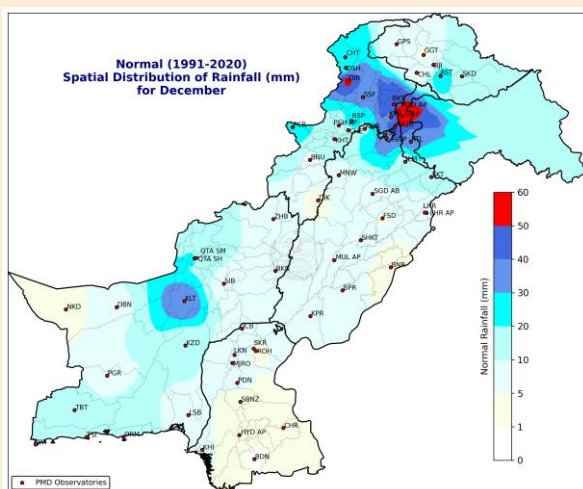


Figure 5: Monthly Normal Rainfall (mm)

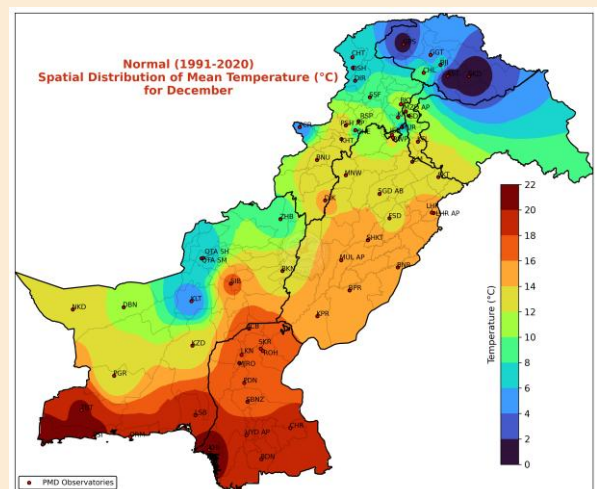


Figure 6: Monthly Normal Mean Temperature (°C)

2. Comparison of Actual to Normal Monthly Rainfall for December, 2025

Figure 7 presents a regional comparison of actual rainfall with the climatological normal (1991-2020) for December 2025, shown separately for different regions: Khyber Pakhtunkhwa [Figure 7(a)], Sindh [7(b)], Punjab [7(c)], Balochistan [7(d)], Gilgit-Baltistan, and Azad Jammu & Kashmir [7(e)]. Overall, rainfall across the country remained below normal during the month.

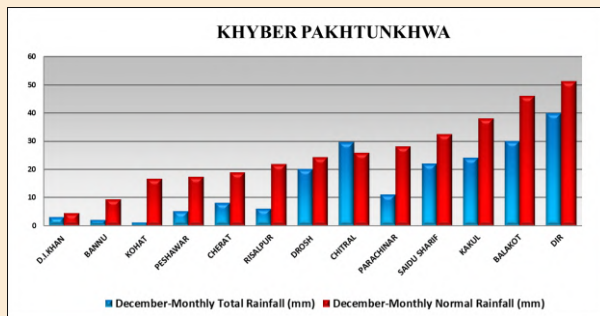


Figure 7a

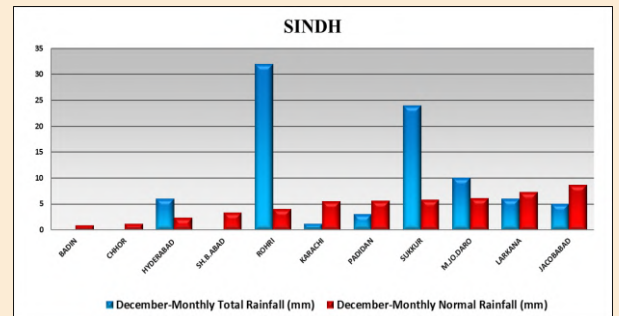


Figure 7b

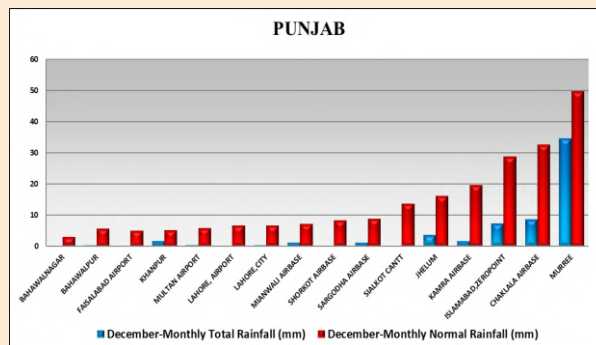


Figure 7c

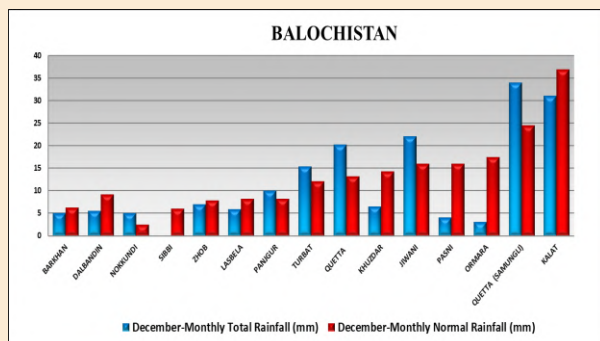


Figure 7d

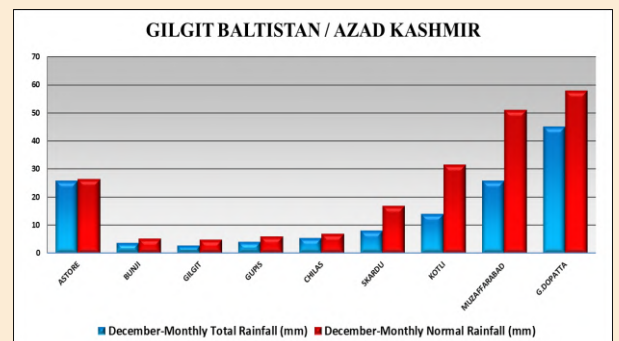


Figure 7e

3. Normalized Difference Vegetation Index (NDVI)

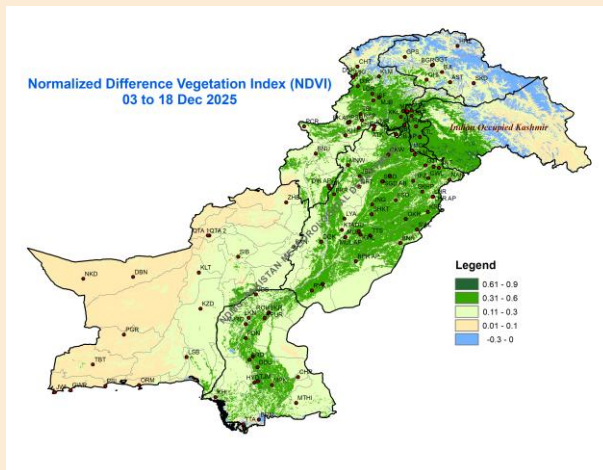


Figure 8: NDVI

Figure 8 presents the Normalized Difference Vegetation Index (NDVI) values for the period 03 to 18 December, 2025. Higher NDVI values were observed across AJK, Punjab, Khyber Pakhtunkhwa, and along the Indus Basin, reflecting extensive vegetation cover in these regions. These conditions indicate healthy plant growth supported by adequate chlorophyll accumulation. However, western Balochistan exhibited low NDVI values.

4. Land Surface Temperature (LST)

Figure 9 depicts the Land Surface Temperature (LST) distribution for the period 03 to 10 December, 2025. During this period, most parts of the country recorded LST values ranging from 10°C to 20°C. Higher LST values, between 20°C and 35°C, were observed in western Balochistan and parts of Sindh.

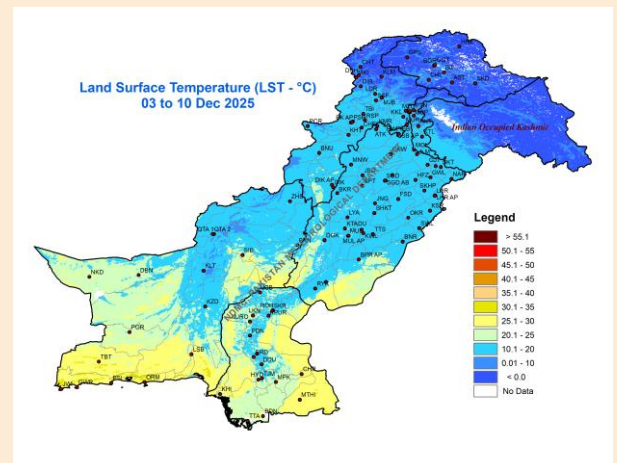


Figure 9: Land Surface Temperature (°C)

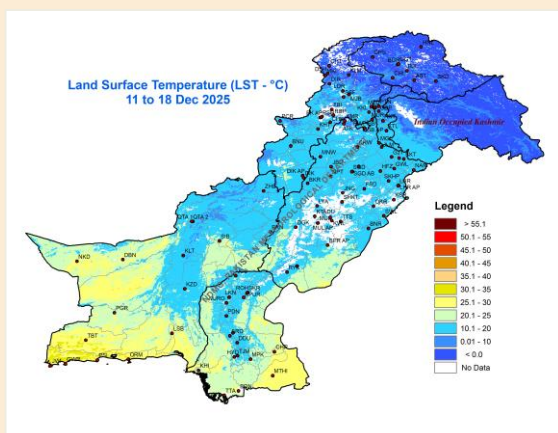


Figure 10: Land Surface Temperature (°C)

Figure 10 illustrates the Land Surface Temperature (LST) conditions from 11 to 18 December 2025. During this period, a slight increase in LST was observed in western Balochistan, while a decrease was noted in parts of Sindh, compared to the previous week.

5. Temperature Vegetation Dryness Index (TVDI)

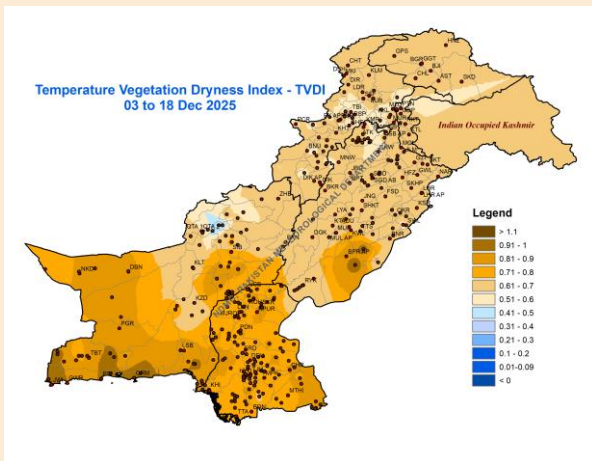


Figure 11: TVDI

Figure 11 presents the Temperature Vegetation Dryness Index (TVDI) from 03 to 18 December, 2025. The TVDI Index highlights dry-like conditions across the country in especially in Sindh and western Balochistan. These elevated TVDI values reflect early signs of dryness and emerging soil moisture deficits in the region.

6. Length of Consecutive Dry Days up to December 31, 2025

Figure 12 presents the maximum length of Consecutive Dry Days (CDD) across the country. Recent rainfall events have partially broken the dry spell in western Balochistan. The longest CDD were recorded at 112 days in Sibi and Chhor, while several parts of Punjab and Sindh experienced CDD exceeding 80 days.

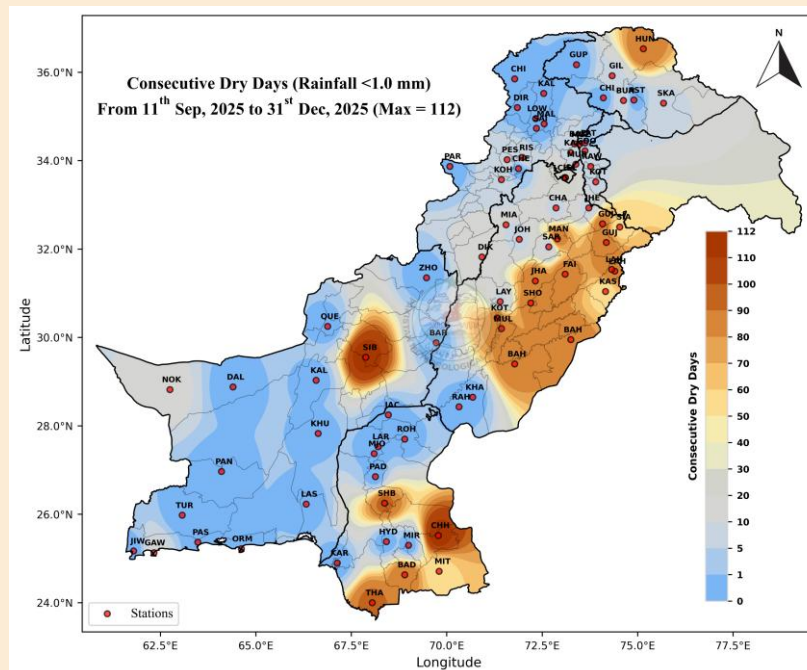


Figure 12: No. of consecutive dry days

7. Drought Monitor for the Month of December, 2025

Figure 13 illustrates the countrywide drought situation for December 2025, based on an integrated analysis of multiple drought-monitoring indicators and ground-based observations from meteorological stations. Although some drought-prone areas of western and southwestern Balochistan received rainfall ranging from below to slightly above normal, providing partial and short-term relief, the cumulative rainfall deficit remains substantial. Consequently, mild drought conditions continue to persist across these regions.

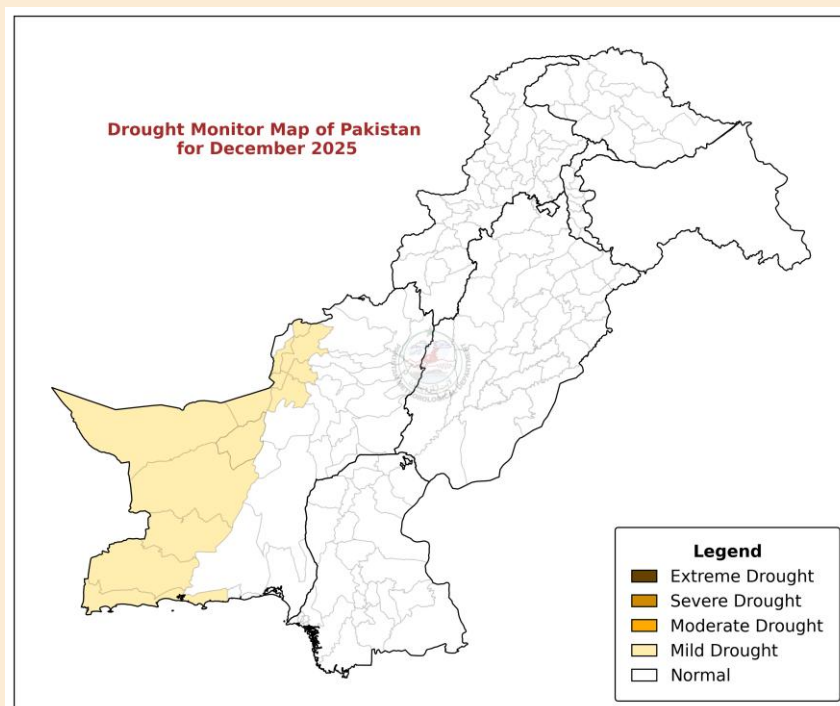


Figure 13: Drought Monitor of Pakistan for the month of December, 2025

8. Water Availability/ Dams Flow Data:

Figure 14 illustrates the water inflow, outflow, and storage levels of major reservoirs, including Mangla, Tarbela, Khanpur, Rawal, and Simly, during the month. A sharp decline in water level was observed at Tarbela, while other reservoirs experienced a more gradual decrease. Currently, the water levels at the key reservoirs, Tarbela and Mangla, stand at 1,490 feet and 1,200 feet, respectively.

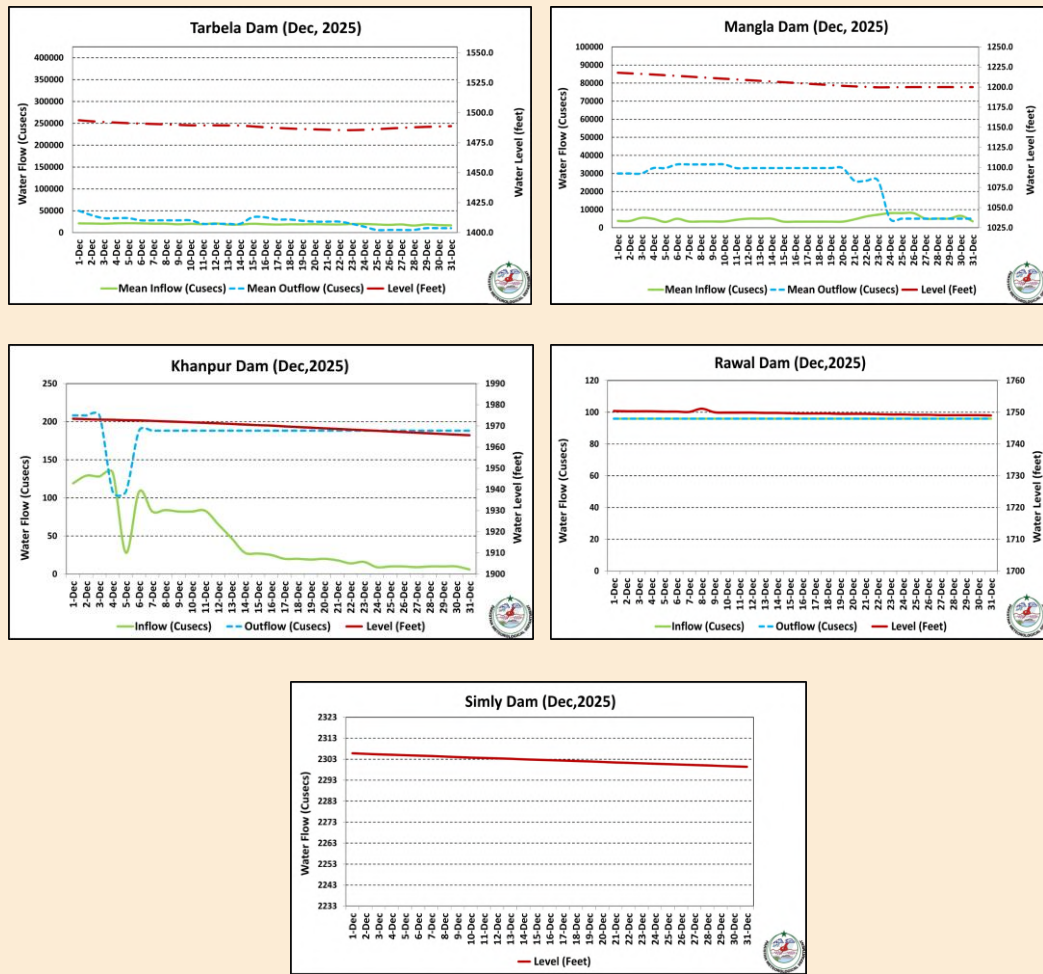


Figure 14: Water inflow, outflow and level of Tarbela, Mangla, Khanpur, Rawal and Simly Dams, December 2025

9. Weather Outlook for January, 2026

Near-normal rainfall is anticipated across most parts of the country during January 2026, with slightly below-normal amounts anticipated over northeastern Punjab, Kashmir, and Gilgit-Baltistan. Meanwhile, above-normal mean temperatures are expected nationwide, with the largest positive departures over Gilgit-Baltistan, Kashmir, and northern Khyber Pakhtunkhwa.

10. Drought Outlook for January, 2026

Near-normal rainfall along with above-normal temperatures is anticipated during January 2026. Drought conditions are therefore likely to remain prevalent over western and southwestern Balochistan.

11. Crop Condition & Advice for Farmers

- Recent rainfall has provided partial relief to soil moisture levels in most parts of the country.
- Sowing of Rabi crops, is ongoing in some regions. It is important that sowing activities proceed in a timely manner to ensure optimal growth. Adequate rainfall in January will support early crop development.
- Farmers are advised to monitor weather forecasts closely to plan irrigation schedules and adjust crop management practices.
- In areas with below-normal rainfall and declining soil moisture, efficient water management practices are critical. Farmers should prioritize judicious use of irrigation and water resources to maintain soil health and prevent water shortages during key crop growth stages.

People and all concerned departments are advised to make efforts to save water and promote its judicious use.

Pakistan Meteorological Department, Sector H-8/2, Islamabad

Ph: 051-9250598, Fax: 051-9250368, ndmcpmd@gmail.com